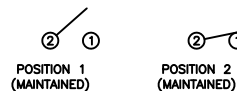


**SCHEMATIC**



**SPECIFICATIONS**

**FUNCTION:**  
1P1T OFF-ON

**RATINGS:**  
ANSI/UL 1054 and CAN/CSA C22.2 No. 55 (E194579):  
10A 125VAC [UR, cUR]  
EN 61058-1:2002:  
6A 250V~ μ 1E4 T85/55 [ENEC14]

**CONTACT RESISTANCE:**  
Initial: 35mΩ Max. at 50VAC

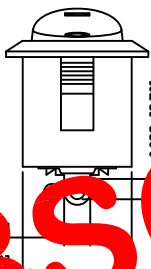
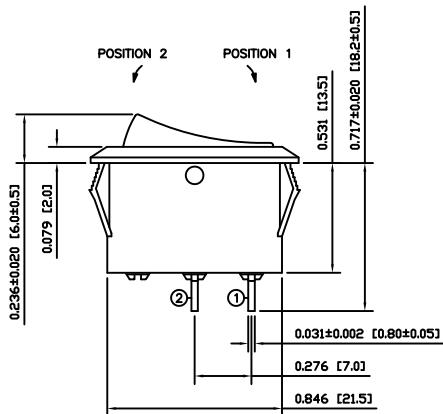
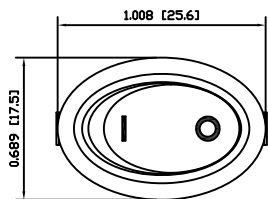
**INSULATION RESISTANCE:**  
100MΩ Min. at 500VDC

**DIELECTRIC STRENGTH:**  
1,500VAC For 1 Minute

**ELECTRICAL LIFE:**  
6,000 Cycles [UR, cUR]  
10,000 Cycles [ENEC14]

**TEMPERATURE:**  
Operating: -20°C to 105°C [UR, cUR]  
Operating: -20°C to 85°C [ENEC14]

**APPROVALS:**  
UL, cUL, RoHS COMPLIANT



**OBSOLETE**  
July 2018  
PCR 23443

**COLORS AND MARKINGS**

**BODY:**  
White

**ACTUATOR:**  
White

**MARKINGS:**  
1/0 Horizontal (6)

**MARKING COLOR:**  
Black

**MATERIALS**

**BODY:**  
Polyamide 6/6 (PA66), UL94 V-2

**ACTUATOR:**  
Polyamide 6/6 (PA66), UL94 V-2

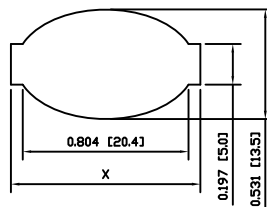
**SPRING:**  
Steel

**SPRING COVER:**  
Steel

**CONTACTS:**  
Silver Alloy Plated Copper

**TERMINALS:**  
Silver Plated Copper  
Silver Plated Brass

**SUGGESTED PANEL CUTOUT**



PANEL THICKNESS	X
0.030~0.049 [0.75~1.25]	0.917 [23.3]
0.049~0.079 [1.25~2.00]	0.929 [23.6]
0.079~0.118 [2.00~3.00]	0.941 [23.9]

ACTUATOR	A	09/08/11	CAB
BODY	A	09/08/11	CAB
COLORS	A	-	-
MATERIALS	A	09/08/11	CAB
SPECIFICATIONS	A	10/01/14	CAB
REFERENCE	REV.	DATE	BY

THE INFORMATION CONTAINED IN THIS DOCUMENT IS PROPRIETARY TO E-SWITCH-LAMB INDUSTRIES AND IS NOT TO BE COPIED OR TRANSFERRED

A	INITIAL RELEASE	19384	10/11/01	CAB
REV.	DESCRIPTION	PCR	DATE	DRAWN BY

DIMENSIONS	
INCHES [MILLIMETERS]	
GENERAL TOLERANCES	
±0.008 [±0.2] / ±1'	
SCALE	PROJECTION
DRAWING NOT TO SCALE	1st Angle

RE1513221R		
ITEM NUMBER	DATE	REVISION
38-RE1513221R	NOVEMBER 1, 2010	A